





**BIRLO MAZA MILIMETRICO M22 SIN HOMBRO
1000 - 1015 APLICAR EN MAZAS CON BARRENO 1"**




BM-M22-094 D

- TRASERA
- ✓ KENWORTH DINA 9400
SERIE 651
- ⌚ HERCULES: H99-074R




BM-M22-100 D

- TRASERA
- ✓ EJE ROCKWELL
- ⌚ ATSA: 9709R
BI:BR50-082R
HERCULES: H99-067R
EUCLID: 8981
BWP: M-366



BM-M22-106

- TRASERA
- ✓ KENWORTH DINA
SERIE 651
- ⌚ REFERENCIA 9709-A






BM-M22-114


- TRASERA
- ✓ KENWORTH DINA SERIE 651



BIRLO MAZA MILIMETRICO M22 SIN HOMBRO
1000 - 1015 APLICAR EN MAZAS CON BARRENO 1"


BM-M22-120

-  TRASERA
-  TRACTOCAMION SERIE 6-7
-  ATSA: 9727-R
- BI: BR50-082-A
- HERCULES: H99-027






BM-M22-130


-  TRASERA
-  TRACTO CAMION SERIE 6-7
-  ATSA: 9711R
- BI: BR50-083R
- HERCULES: H99-711R
- EUCLID: 8990



BIRLO MAZA MILIMETRICO M22 CABEZON
(DIAM M22 X1.5)




BM-M22-00100C


-  TRASERA
-  TRACTO CAMION SERIE 6.7 RIN ACERO
-  ATSA: 9729R
- BI: BR50-105AR
- HERCULES: H 99-729R



BIRLO MAZA MILIMETRICO M22 CARA PLANA
(DIAM M22 X1.5)


BM-M22-00090CP

-  DELANTERA
-  ESPECIAL
-  BI: BR50-108AR
- HERCULES: H99-075R






BIRLO MAZA MILIMETRICO M22 CARA PLANA (DIAM M22 X 1.5)



⊙ 22M X 1.5

BM-M22-00107 CP

- ⊙ TRASERA
- ✓ AÑO 03/05
- ⌚ ATSA: 9744 R
- BI:BR50-108R
- HERCULES: H55-620R
- EUCLID: 5993
- BATCO: 13-1560
- BWP: M-3206




⊙ 22M X 1.5

BM-M22-00121 CP

- ⊙ DELANTERA
- ⌚ BI:BR50-109R
- HERCULES: H55-621R
- EUCLID: 8997

BIRLO MAZA MILIMETRICO M22 CON HOMBRO




⊙ 22M X 1.5

▨ Ø EXT. 1.000 - 1015 M

BM-M22-100 H

- ⊙ TRASERA
- ✓ DIRONA 9400 KENWORTH 651
- ⌚ ATSA: 9058R
- BI:BR50-105R
- HERCULES: H99-058R



⊙ 22M X 1.5

▨ Ø EXT 1.000 - 1.015 M

BM-M22-106 H




BIRLO MAZA MILIMETRICO M22 CON HOMBRO

BM-M22-107 H

- TRASERA
- ✓ DIRONA 9400 KENWORTH 651
- T REFERENCIA 9058 A
BI:BR50-076R
HERCULES: H99-065R
BATCO: 13-1577
BWP: M3667

◎ 22M X 1.5

▨ Ø EXT 1.000 – 1.015 M




BIRLO MAZA MILIMETRICO M22 CON HOMBRO CORTO

BM-M22-0089 HC

- DELANTERA
- ✓ TRACTORES 6 Y 7 RIN ACERO
- T BI:BR50-101
HERCULES: H99-089

◎ 22M X 1.5

▨ Ø EXT 1.000 – 1.015 M




BM-M22-108 HC

- DELANTERA
- ✓ EJE ROCKWELL
- T BI:BR50-100
HERCULES: 99-070

◎ 22M X 1.5

▨ Ø EXT 1.000 – 1.015 M



BIRLO MAZA MILIMETRICO M22 (FREGHTLINER)

BM-M22-0095F

- DELANTERA
- ✓ SUSPENSION HENDRIC-SON EJES Y MAZAS HEYES LEMMERZ
- T ATSA: 9740R
BI:BR50-112
HERCULES:H99-740

◎ 22M X 1.5






- # **BM-M22-00106F**
- DELANTERA
- T REFERENCIA:9740A



- # **BM-M22-113.5 F**
- TRASERA
- ✓ AÑO 03/05
- T ATSA: 9741R
- BI:BR50-107R
- HERCULES: H99-077R
- EUCLID: 10219
- BWP: M-3659



- # **BM-M22-00120F**
- DELANTERA
- T REFERENCIA :9740AA



BIRLO MAZA MILIMETRICO M22 (FREGHTLINER CABEZON)

- # **BM-M22-00080 FC**
- DELANTERA
- ✓ EJE ROCKWELLE EJE MERITOR 2800 Y 3200 LIBRAS TRACTO
- T ATSA: 9731R
- BI:BR50-114R
- HERCULES: H99-731R



BIRLO MAZA MILIMETRICO M 22 (FREGHTLINER CABEZON(M22 X1.5))

BM-M22-139 FC


- TRASERA
- ⚠ ATSA: 9739R
 BI: BR50-084R
 EUCLID: 10221
 BATCO:13-1552
 BWP: M-3663
 HERCULES: H99-069R



BIRLO MAZA MILIMETRICO CABEZA "D"


BM-M22-0076

- DELANTERA
- ✓ AUTOBUS MERCEDES
 BENZ
- ⚠ ATSA: 500R
 BI:BR50-077R
 HERCULES: H99-061R
 BATCO: 13-2832




BM-M22-0089 D


- ✓ AUTOBUS MERCEDES
 BENZ
- ⚠ ATSA: 501R



BM-M22-0098 D

- TRASERA
- ✓ AUTOBUS MERCEDES
 BENZ
- ⚠ ATSA: 502R
 BI:BR50-078R
 HERCULES: H99-059R
 BATCO: 13-2837






BIRLO MAZA MILIMETRICO M22 CABEZA D (DIAM M22 X 1.5)

- # **BM-M22-119D**
- TRASERA
- ✓ AUTOBUS MERCEDES
BENZ RIN ALUMINIO
- ⌈ ATSA: 502ER
BI:BR50-079R
HERCULES: H99-066
BATCO: 13-2835

⊙ 22M X 1.5



BIRLO MAZA ALUMINIO MILIMETRICO


- # **BMA-M22-089 D**
- DELANTERA
- ✓ KENWORTH DINA 9400
SERIE 651
- ⌈ ATSA: 9056R
BI:BR50-075R
HERCULES: H99-056R

⊙ 22M X 1.5



- # **BMA-M22-102D**
- DELANTERA
- ✓ REFERENCIA:9056A

⊙ 22M X 1.5



BIRLO MAZA MILIMETRICO M18

- # **BM-M18-0081**
- TRASERA
- ✓ AUTOBUS DINA 504
- ⌈ ATSA: 504R
B:BR50-470R
HERCULES: H99-068R

⊙ 18 M X 1.5



BIRLO MAZA MILIMETRICO M22 MOLETEADO ESPECIAL

BM-M22-00087 ME

- DELANTERA
- ESPECIAL
- BI:BR50-111R
HERCULES: 99-073R

22M X 1.5

28 ESTRIAS




BIRLO MAZA MILIMETRICO M22 SIN MOLETEADO

BM-M22-00098 SM

- TRASERA
- EJE ROCWELL
- BI: 50-117R

22M X 1.5




BIRLO MAZA MOLETEADO LARGO MILIMETRICO (DIM. M 22 X 1.5)

BML-M22-00088

- DELANTERA
- TRACTO CAMION SERIE
6 Y 8 RIN DE ACERO DINA
KENWORTH 2000
- ATSA: 9717R
BI:BR50-080AR
HERCULES: 99-717R

22M X 1.5



BML-M22-00100

- DELANTERA
- TRACTO CAMION SERIE
6 Y 8 RIN DE ACERO DINA
KENWORTH 2000
- ATSA: 9715R
BI:BR50-080R
HERCULES: 99-715R
BATCO: 13-1720


22M X 1.5

48 ESTRIAS





BIRLO MAZA MOLETEADO LARGO MILIMETRICO (DIAM M22 X1.5)




- # **BML-M22-00113**
- DELANTERA
- ✓ TRACTO CAMION SERIE 6 Y 7 RIN DE ALUMINIO DINA
- ⌈ ATSA: 9713R
- BI:BR50-081R
- HERCULES: H99-713R
- EUCLID: 8986
- BATCO:13-1721
- BWP: M-3677



BIRLO TOPE INTERMEDIO (3/4 - 16 UNF)

- # **BT-I-03590-D**
BT-I-03590-I
- TRASERA
- ✓ CAMION TODOS, CAJA REMOLQUE
- ⌈ ATSA: 2011R, 2012L
- BI:BR50-001R, BR50-002R
- HERCULES: H22-011R, H22-012R
- EUCLID: 5556R, 5556L
- BATCO:13-002-R, 13-02-L
- BWP: M-48, M-49



- # **BT-I-03950-D**
BT-I-03950-I
- TRASERA
- ✓ AUTOBUS MAZA
- ⌈ ATSA: 5041R, 5042L
- BI:BR50-005-R, BR50-006-L
- HERCULES: H55-041-R, H55-042-L
- EUCLID: 5561R, 5561L
- BATCO:13-004 R, 13-004L
- BWP: M-52, M-53



- # **BT-I-04240-D**
BT-I-04240-I
- TRASERA
- ✓ CAMION TODOS, CAJAS REMOLQUE, RIN DE ACERO
- ⌈ ATSA: 5047R, 5048L
- BI:BR50-007R, BR50-008R
- HERCULES: H55-047-R, H55-048-L
- EUCLID: 5551R, 5551L
- BATCO:1306 R, 1306 L
- BWP:M-56, M-57



BIRLO TOPE INTERMEDIO (3/4 - 16 UNF)

BT-I-04629-D
BT-I-04629-I

○ TRASERA
/ RAMIREZ FRUEHAUF, WHIT
MASA AUTOBUS, CAJA
REMOLQUE

T ATSA: 5045R, 5046L
BI:BR50-011R, BR50-012L
HERCULES: H55-045-R,
H56-046-L
EUCLID: 5553-R, 5553-L
BATCO:13-008-R,
13-008-L

⊗ 3/4-16H-UNF-2A



BT-I-05115-D
BT-I-05115-I

○ TRASERA
/ EJE RAMIREZ V2000
SENCILLO TRACTO-
CAMIONES

T ATSA: 5049R, 5050L
BI:BR50-015-R,
BR50-016-L
HERCULES: H55-049R,
H55-050L
EUCLID: 5557R, 5557L
BATCO:1309 R, 1309 L
BWP: D-M-1166, I-M-1167

⊗ 3/4-16H-UNF-2A




BIRLO TOPE INTERMEDIO (3/4 - 16 UNF) ESPECIAL

BT-I-05125-ED
BT-I-05125-EI

○ TRASERA
/ BR50-328R, BR50-329L
T HERCULES: H55-510-R
H55-511-L
EUCLID: 5933-R/5933-L

⊗ 3/4-16H-UNF-2A




BT-I-05250-ED
BT-I-05250-EI

○ TRASERA
/ RAMIREZ
FRUEHAUF, WHITE
MAZA AUTOBUS CAJA
REMOLQUE, RIN ALUMINIO

T ATSA: 5037R, 5038L
BI:BR50-013R, BR50-014L
HERCULES: H55-037-R,
H55-038-L

⊗ 3/4-16H-UNF-2A





④ 3/4-16H-UNF-2A

Ⓜ Ø EXT. 0.820 – 0.810

BIRLO TOPE INTERMEDIO MOLETEADO (3/4 - 16 UNF)

BTM-I-03590-D
BTM-I-03590-I

- TRASERA
- ✓ KENWORTH, EJE SHULER, CAJA REMOLQUE
- Ⓜ ATSA: 5145R, 5146L
BI:BR50-017-R,
BR50-018-L
HERCULES: H55-145-R,
H55-146-L
EUCLID: 5714R, 5714L
BATCO:1302 R, 1302 L
BWP:M-1166, M-1167



④ 3/4"-16H-UNF-2A

Ⓜ ØEXT. 0.820-0.810

BTM-I-03950-D
BTM-I-03950-I

- TRASERA
- ✓ AUTOBUS MASA CON MOLETEADO
REFERENCIA 5041MR,
5042 ML




④ 3/4-16H-UNF-2A

Ⓜ Ø EXT. 0.820 – 0.810

BIRLO TOPE INTERMEDIO MOLETEADO (3/4 - 16 UNF)

BTM-I-04629-D
BTM-I-04629-I

- TRASERA
- ✓ EJE ROCWELL
- Ⓜ ATSA: 5143R, 5144L
BI:BR50-019-R,
BR50-020-L
HERCULES: H55-143-R,
H55-144-L
EUCLID: 5717R, 5717L
BATCO:1305 R, 1305 L
BWP: M-2497, M-2497



④ 1-1/8 -16H-UN-2A

Ⓜ Ø EXT 0.7391 – 0.7485

BIRLO TOPE BOTELLA

BTI-P-I-04000-D
BTI-P-I-04000-I

- DELANTERA
- Ⓜ BI:BR50-094R,
BR50-095L
HERCULES: H55-627R,
H55-628L
EUCLID: 5936R, 5936L
BATCO:13-1412 R, 13-1412 L
BWP:M-2416, M-2417



BIRLO MAZA MOLETEADO (DIAM. 3/4 - 16 UNF)


BM-I-02438-D
BM-I-02438-I

○ DELANTERA
T F-500, F600

ATSA: 3015/1005R, 3016/1006L
BI: BR30-051R, BR30-052L
HERCULES: H33-015R, H33-016L
DORMAN: 610-050, 610-051

⊙ 3/4-16H-UNF-2A

▨ Ø EXT. 0.938 - 0.940




BM-I-02880-D
BM-I-02880-I

○ TRASERA
✓ EJE ROCWELL
T ATSA: 5139R, 5140L

BI: BR50-049R, BR50-050L
HERCULES: H55-139R, H55-140L
EUCLID: 49-67R, 49-67L
BATCO: 13-1107 R, 13-1107 L
BWP: M-78, M-79

⊙ 3/4-16H-UNF-2A

▨ Ø EXT. 0.815 - 0.820




BM-I-02880E-D
BM-I-02880E-I

○ TRASERA
✓ EJE ROCWELL REFEREN-
CIA 5139-E, 5140-E

⊙ 3/4-16H-UNF-2A

▨ Ø EXT. 0.820 - 0.825




BM-I-03120-D
BM-I-03120-I


○ TRASERA
✓ EJE ROCWELL
T ATSA: 5139AR, 5140AL
BI: BR50-049AR, BR50-050AL

HERCULES: H55-239R, H55-240L
EUCLID: 8982R, 8982L
BATCO: 13-1146 R, 130-1146 L
BWP: D-M-3612, I-M-3613

⊙ 3/4-16H-UNF-2A

▨ Ø EXT. 0.815 - 0.820





④ 3/4-16H-UNF-2A


▨ Ø EXT. 0.820 – 0.825

BM-I-03120E-D
BM-I-03120E-I

○ TRASERA

✓ EJE ROCWELL
(MOLETEADO EN MEDIO)

⌈ BI: BR50-049B-R
BR50-050B-L
HERCULES: H29-562R,
H29-563L




④ 3/4-16H-UNF-2A

▨ Ø EXT. 0.815 – 0.820

BM-I-03187-D
BM-I-03187-I

○ TRASERA

⌈ ATSA: 8136N R, 8137N L
BI: BR50-314R, BR50-315L
HERCULES: H55-605R,
H55-606L
EUCLID: 8957 AR, 8957 AL



④ 3/4-16H-UNF-2A

▨ Ø EXT. 0.825 – 0.820

BM-I-03375-D
BM-I-03375-I

○ TRASERA

✓ CAJA FRUEHAUF

⌈ ATSA: 5147R, 5148L
BI: BR50-051R, BR50-052L
HERCULES: H55-147R,
H55-148L
EUCLID: 5765R, 5765L
BATCO: 13-1108 R, 13-1108 L
BWP: M-11-20, M-11-21



④ 3/4-16H-UNF-2A

▨ Ø EXT. 0.815 – 0.820

BM-I-03406-D
BM-I-03406-I

○ TRASERA

✓ FREIGHTLINER


⌈ BI: BR50-335R,
BR50-336L
EUCLID: 10208, 10208L
BATCO: 13-1157 R, 13-1157 L
BWP: M-3652, M-3653



BM-I-03460-D
BM-I-03460-I

- TRASERA
- ✓ EJE ROCWELL
- ⊓ ATSA: 5139 AE R, 5140 AE L
 BI:BR50-049CR,
 BR50-050CL
 HERCULES: H55-339 R
 H55-340 L

⊙ 3/4-16H-UNF-2A
 Ø EXT 0.7391 - 0.7485




Ⓜ Ø EXT. 0.815 - 0.820

BM-I-03825-D
BM-I-03825-I

- TRASERA
- ✓ EJE ROCWELL
- ⊓ ATSA: 5149ER, 5150EL
 BI:BR50-055R, BR50-056L
 HERCULES: H55-249R,
 H55-250L

⊙ 3/4-16H-UNF-2A

Ⓜ Ø EXT. 0.815 - 0.820




BM-I-03825E-D
BM-I-03825E-I

- TRASERA
- ✓ EJE ROCWELL
- FREIGHTLINER, TORTON
- ⊓ ATSA: 5149R, 5150L
 BI:BR50-053R, BR50-054L
 HERCULES: 55-149R, 55-150L

⊙ 3/4-16H-UNF-2A

Ⓜ Ø EXT. 0.820 - 0.825




BIRLO MAZA MOLETEADO ALTO (DIAM. 3/4 - 16 UNF)


BM-I-02406-D
BM-I-02406-I

- TRASERA
- ✓ EJE ROCWELL
- ⊓ ATSA: 8111N-R, 8112N-L
 BI:BR50-057R, BR50-058L
 HERCULES: H88-111,
 H 88-112
 EUCLID: 5718-R, 5718L
 BATCO: 13-1201 R, 13-1201 L
 BWP: M-84, M-85

⊙ 3/4-16H-UNF-2A

Ⓜ Ø EXT. 1.000 - 1.006





⊙ 3/4-16H-UNF-2A

▨ ∅ EXT. 1.000 – 1.006


BM-I-02750-D
BM-I-02750-I

○ DELANTERA

✓ AUTOCAR, RAMIREZ SULTANA
EJE TIMKEN, KENWORTH

⌈ ATSA: 5043R, 5044L
BI:BR50-033R, BR50-034L
HERCULES: H55-043R,
H55-044L

EUCLID: 5720R, 5720L
BATCO:13-1203 R, 13-1203 L
BWP: M-88, M-89



⊙ 3/4-16H-UNF-2A

▨ ∅ EXT. 1.000 – 1.006

BM-I-03281-D
BM-I-03281-I


○ TRASERA

✓ DINA AUTOBUS 300

⌈ ATSA: 5101R, 5102L
BI:BR50-035R,
BR50-036L

HERCULES: H55-101R,
H55-102L

EUCLID: 5910R, 5910L
BATCO:13-1204 R
13-1204 L
BWP:M-2436,M-2437



⊙ 3/4-16H-UNF-2A

▨ ∅ EXT. 1.000 – 1.006


BM-I-03500-D
BM-I-03500-I

○ TRASERA

✓ DINA AUTOBUS 300
RIN ALUMINIO

⌈ ATSA: 5101 AR, 5102 AL

BI:BR50-037R, BR50-038L
HERCULES: H55-111R, H55-112L



⊙ 3/4-16H-UNF-2A

BIRLO MAZA 3/4 CABEZA D (DIAM 3/4 - 16 UNF)

BMI-03160 D
BMI-03160 I




BIRLO MAZA 3/4 CABEZA D (DIAM. 3/4 - 16 UNF)

BM-I-03234-D
BM-I-03234-I

- DEL / TRA
- FREIGHTLINER
- BI: BR50-085R,
BR50-086L

HERCULES: H29-529R,
H29-530L


3/4-16H-UNF-2A



BM-I-03530-D
BM-I-03530-I

- TRASERA/DELANTERA
- FREIGHTLINER


3/4-16H-UNF-2A



BM-I-03812-D
BM-I-03812-I

- TRASERA
- ATSA: 8123 N R, 8123 N L
BI: BR50-087R,
BR50-088L
- HERCULES: H29-538 R
H29-539 L
- EUCLID: 6028R, 6028L
- BATCO: 13-2373 R
13-2373 L

3/4-16H-UNF-2A




BIRLO MAZA MOLETEADO LARGO (DIAM. 3/4 - 16 UNF)


BML-I-02950-D
BML-I-02950-I

- TRASERA
- MOTOR WHEEL
- ATSA: 8117NR, 8118NL
BI: BR50-061R, BR50-062
- HERCULES: H88-117R,
H88-118L
- EUCLID: 5987R, 5987L
- BATCO: 13-1234 R, 13-1234 L
- BWP: D-M-1288, I-M-1289

3/4-16H-UNF-2A



Ø EXT. 1.000 - 1.006




⊙ 3/4-16H-UNF-2A

▨ ∅ EXT. 1.000 – 1.006

BIRLO MAZA MOLETEADO LARGO (DIAM. 3/4 -16 UNF)

BML-I-03125-D
BML-I-03125-I

- ⊙ TRASERA
- ✓ EJE ROCWELL, MOTOR WHEEL
- ▮ ATSA: 8105NR, 8106NL
BI: BR50-067R,
BR50-068L
HERCULES: H88-105R,
H88-106L
EUCLID: 5871R, 5871L
BATCO: 13-1230 R, 13-1230 L
BWP: M-1212, M-1213




⊙ 3/4-16H-UNF-2A

▨ ∅ EXT. 1.000 – 1.006

BML-I-03187E-D
BML-I-03187E-I

- ⊙ TRASERA
- ✓ CAJA FRUEHAUF
- ▮ ATSA: 8109NR, 8110NL
BI: BR50-063R,
BR50-064L
HERCULES: H88-109R,
H88-110L
EUCLID: 6057 R, 6057 L
BATCO: 13-1235 R
13-1235 L



⊙ 3/4-16H-UNF-2A

▨ ∅ EXT. 1.000 – 1.006

BML-I-03500-D
BML-I-03500-I

- ⊙ TRASERA
- ✓ EJE ROCWELL MOTOR WHEEL,
- ▮ EJE KENWORTH, PETER BIT
ATSA: 8107NR, 8108NL
BI: BR50-069R, BR-50-070L
HERCULES: H88-107R,
H88-108L
EUCLID: 5896R, 5896L
BATCO: 13-1231 R, 13-1231 L
BWP: M-2438, M-2439



⊙ 3/4-16H-UNF-2A

▨ ∅ EXT. 1.000 – 1.006

BML-I-03750-D
BML-I-03750-I

- ⊙ TRASERA
- ✓ PETER BILT 03-02 852/53
ATSA: 8115N R, 8116N L
▮ BI: BR50-071R, BR50-072L
HERCULES: H88-115R,
H88-116R
EUCLID: 5983R, 5983L



BIRLO MAZA MOLETEADO LARGO ESPECIAL (DIAM. 3/4 - 16 UNF)

BMLE-I-03750-D
BMLE-I-03750-I

○ TRASERA

⚡ BI: BR50-318R, BR50-319L

HERCULES: H55-163R,
 H55-5164L


EUCLID: 8999 R, 8999L

BATCO:13-1250 R, 13-1250 L

BWP: M-2440, M-2441

⊙ 3/4-16H-UNF-2A

▨ Ø EXT. 1.000 - 1.006



BIRLO MAZA ALUMINIO (DIAM. 3/4-16 UNF)

BMA-I-02625-D
BMA-I-02625-I

○ TRASERA

⚡ EJE ROCWELL, RIN ALUMINIO

⚡ ATSA: 5131R, 5132L

BI:BR50-041R, BR50-042L


HERCULES: H55-131R,
 H55-132L

EUCLID: 9005 R, 9005 L

BATCO:13-2326 R,
 13-2326 L

BWP: M-3634, M-3635

⊙ 3/4-16H-UNF-2A



BMA-I-03430-D
BMA-I-03430-I

○ TRASERA

⚡ KENWORTH MASA, RIN ALUMINIO

⚡ ATSA: 5137R, 5138L

BI: BR50-043R,
 BR50-044 L


HERCULES: H55-137 R
 H55-138 L

EUCLID: 5924R, 5924L

BATCO:13-2323 R
 13-2323 L

BWP: M-2420, M-2421

⊙ 3/4-16H-UNF-2A



BMA-I-03650-D
BMA-I-03650-I

○ TRASERA

⚡ KENWORTH MASA, RIN ALUMINIO

⚡ ATSA: 5133R, 5134L

BI:BR50-045R,
 BR50-046L


HERCULES: H55-133R,
 H55-134L

EUCLID: 5916R, 5916L

BATCO:13-2321 R, 13-2321 L


BWP: M-2422, M-2423

⊙ 3/4-16H-UNF-2A





SUJECIONES MECANICAS S.A.
¡Lider en Servicio Pesado!



⊙ 1 1/8-16H-UNF-2A

BIRLO MAZA ALUMINIO (DIAM. 1 1/8 - 16 UNF)


BMA-P-03500-D
BMA-P-03500-I

⊙ DELANTERA

✓ EJE ROCWELL, DIRONA, KENWORTH, DINA

⌈ ATSA: 9054R, 9055L

BI: BR50-073R, BR50-074L
HERCULES: H99-054R,
H99-055L




⊙ 1 1/8-16H-UNF-2A

BMA-P-03750-D
BMA-P-03750-I

⊙ DELANTERA

✓ EJE ROCWELL, DIRONA, KENWORTH, DINA

⌈ REFERENCIA 9055, 9054A



⊙ 7/8 - 11H - BSF

BIRLO MAZA ALUMINIO SCANIA


BMK-02750-D

⊙ DELANTERA

✓ AUTOBUS SCANIA

⌈ ATSA: 5151R

BI: BR50-090R
HERCULES: H55-151R
BATCO: 13-2957



⊙ 7/8 - 11H - BSF

BMK-03375-D

⊙ TRASERA

✓ AUTOBUSSCANIA

⌈ ATSA: 5152R

BI: BR50-091R
HERCULES: H55-152R
BATCO: 13-2956




BIRLO VOLVO 7550

BMK-V -03375-D
BMK-V -03375-I


- DELANTERA
- ✓ MODELO VOLVO 7550
- ATSA: 9735 R
- Ⓜ BI:BR50-250 R
- HERCULES:H55-061

Ⓜ 7/8-14



BMK-V -04000-D
BMK-V -04000-I


- DELANTERA
- ✓ MODELO VOLVO 7550
- ATSA: 9736 R
- Ⓜ BI:BR50-251 R
- HERCULES:H55-062



BIRLO MAZA MOLETEADO (DIAM. 1 1/8-16 UNF) EJE FRONTAL


BM-P-02455-D
BM-P-02455-I

- DELANTERA
- ✓ RAMIREZ AUTOCAR
- KENWORTH
- Ⓜ ATSA: 5051R, 5052L
- BI:BR50-023R,
- BR50-024L
- HERCULES: H55-051R,
- H55-052L
- EUCLID: 5748R, 5748L
- Ⓜ 11/8-6H-UN-2A
- BATCO:13-1605 R, 13-1605 L
- BWP: M-1114, M-1115




BM-P-02656-D
BM-P-02656-I

- DELANTERA
- ✓ KENWORTH DINA 801, AU-
- TOBUS 300 EJE 970/975
- Ⓜ ATSA: 5103R, 5104L
- BI:BR50-025R,
- BR50-026L
- HERCULES: 55-103R,
- 55-104L
- EUCLID: 5897R, 5897L
- Ⓜ 11/8-16 H- UN-2A
- BATCO:13-1601 R, 13-1601 L
- BWP: M-1218, M-1219





SUJECIONES MECANICAS S.A.
¡Lider en Servicio Pesado!




① 11/8-16H-UN-2A

Ⓜ Ø EXT. 1.244 - 1.252

BM-P-03000-D
BM-P-03000-I

- DELANTERA
- ✓ DINA 861, AUTOBUS EJE 300, RIN ALUMINIO KENWORTH
- Ⓜ ATSA: 5103 AR, 5104 AL
- BI: BR50-027R, BR50-028L
- HERCULES: H55-113 R, H55-114 L
- EUCLID: 5749R, 5749L
- BATCO: 13-1604 R, 13-1604 L
- BWP: M-1116, M-1117




① 11/8-16H-UN-2A

Ⓜ Ø EXT. 1.244-1.252

BM-P-03470-D
BM-P-03470-I

- DELANTERA
- ✓ KENWORTH EJE FE 970/977
- Ⓜ ATSA: 5141R, 5142L
- BI: BR50-029R, BR50-030L
- HERCULES: H55-141R, H55-142L
- EUCLID: 9001R, 9001L
- BATCO: 13-1621 R, 13-1621 L
- BWP: M-2474, M-2475




① 11/8-16H-UN-2A

Ⓜ Ø EXT. 1.244-1.252

BM-P-03750-D
BM-P-03750-I

- DELANTERA
- ✓ AUTOBUSES, TRACTO TRAILERS, VARIOS MODELOS
- Ⓜ BI: BR50-031 R, BR50-032 L
- HERCULES: H55-157R, H55-158L



① 11/8-16H-UN-2A

Ⓜ Ø EXT. 1.244-1.252

BM-P-04500-D
BM-P-024500-I

- DELANTERA
- ✓ AUTOBUSES, TRACTO, RIN ALUMINIO, TRAILERS VARIOS MODELOS
- Ⓜ BI: BR50-031A R, BR50-032A L




BIRLO MAZA MOLETEADO (DIAM. 1/8-16 UNF) CON HOMBRO

BM-P-03750 H-D
BM-P-03750 H-I

○ **DEALNTERA**

⌚ **ATSA: 9063R, 9064L**
BI: BR50-512 R, BR50-513 L
HERCULES: H55-609 R,
H55-610 L
EUCLID: 5982R, 5982L
BATCO: 13-1618 R, 13-1618L
BWP: M-2430, M-2431



⊙ 11/8-16H-UN-2A


▒ ∅ EXT. 1.244-1.252

BM-P-04500 H-D
BM-P-04500 H-I

○ **DELANTERA**

⌚ **ESPECIAL**

⌚ **BI: BR50-512A R,**
BR50-513A L



⊙ 11/8-16H-UN-2A


▒ ∅ EXT. 1.244-1.252

BIRLO MAZA MOLETEADO (DIAM. 1/8-16 UNF) HOMBRO ESPECIAL

BM-P-04000 HE-D
BM-P-04000-HE-I

○ **DELANTERA**

⌚ **BI: BR50-506R, BR50-507L**
HERCULES: H55-522 R,
H55-523 L



⊙ 11/8-16H-UN-2A

▒ ∅ EXT. 1.244-1.252

BIRLO MAZA MOLETEADO (DIAM. 1/8-16 UNF) HOMBRO LARGO


BM-P-04000-HL
BM-P-04000-HI

○ **DELANTERA**

⌚ **ESPECIAL**

⌚ **BI: BR50-508A R,**
BR50-509A L

HERCULES: H55-155R
H55-156L




⊙ 11/8-16H-UN-2A

▒ ∅ EXT. 1.244-1.252



BIRLO MAZA MOLETEADO (DIAM. 1 1/8-16 UNF) HOMBRO LARGO



① 11/8-16H-UNF-2A


▨ Ø EXT. 1.244 – 1.252

BM-P-04500 HL-D
BM-P-04500 HL-I

○ DELANTERA

▮ ATSA: 9061 R
BI:BR50-508R,
BR50-509L
HERCULES: H55-526R,
H55-527L

BIRLO MAZA MOLETEADO (DIAM. 9/16-18 UNF)



① 9/16 -18H-UNF-2A


▨ Ø EXT. 0.635" – 0.642"

BM-F-02202-D

○ MIDIBUS CHEVROLET

▮ F-350 DOBLE RODADO,
1970/96 P-400

▮ ATSA: 1099A R
BI:BR10-022 R
HERCULES: H11-119



① 9/16-18H-UNF-2A


▨ Ø EXT. 0.618 – 0.625

BM-F-02565-D
BM-F-02565-I

○ TRASERA

▮ F-350 DOBLE RODADA,
1970/96 P-400

▮ ATSA: 3037 A R, 3038 A L
BI:BR30-019R, BR30-020L
HERCULES: H33-237 R,
H33-238 L



① 9/16-18H-UNF-2A

▨ Ø EXT. 0.618 – 0.625

BM-F-02825-D
BM-F-02825-I

○ TRASERA

▮ F-350 DOBLE RODADA,
1970/96 P-400

▮ ATSA: 3037R, 3038L
BI:BR30-008 R,
BR30-009 L
HERCULES: H33-037 R,
H33-038 L
BWP: M -1270




BIRLO MAZA MOLETEADO (DIAM. 9/16 - 18 UNF) CAMIONETA CHEVROLET DOBLE RODADA

BM-F-03250-D

- TRASERA**
- C-30 DOBLE RODADO**
- ATSA: 1097 R**
- BI: BR10-012 R**
- HERCULES: 11-097 R**
- BWP: M-1277**

9/16"-168H-UNF-2A



BM-F-03312-D
BM-F-03312-I

- TRASERA**
- MIDIBUS SUPER DUTY**
- ATSA: 3127 R**
- BI: BR30-021 R**


9/16"-18H-UNF-2A



BM-F-03500-D

- TRASERA**
- C-30 DOBLE RODADO**
- ATSA: 1097 A R**
- BI: BR10-010 R**
- HERCULES: 11-197**
- BWP: M-1278**


9/16"-18H-UNF-2A



BM-F-03590-D


- TRASERA**
- MIDIBUS EJE U.S.A.**
- ATSA: 1158 R**
- BI: BR10-024 R**
- HERCULES: 11-158**
- BWP: M-1279**

9/16"-18H-UNF-2A





BIRLO MAZA MOLETEADO (DIAM. 5/8-18 UNF) CAMIONETA DOBLE RODADA




5/8-18H-UNF-2A

Ø EXT. 0.655 – 0.652

BM-G-03100-D

- TRASERA
- ✓ D-300 P-300
- T ATSA: 2112 R
- BI:BR20-001 R
- HERCULES: H22-112 R




5/8-18H-UNF-2A

Ø EXT. 0.708 - 0.712

BM-G-01910-D

- DEL/TRA
- ✓ D-300 P-300
- T ATSA: 2117 R
- BI:BR20-025 R
- HERCULES: H22-117 R

BIRLO MAZA MOLETEADO CAMIONETA CHEVROLET



M14x1.5

Ø EXT. 0.625 – 0.618

BM-M14-091

- TRASERA
- ✓ MINIBUS EJE U.S.A.
- T ATSA: 1161 R
- BI:BR10-034 R
- HERCULES: H11-161 R



CUERDA 5/8-11H-UNC-2C
ØEXT. 0.6234-0.6113

TORNILLO DE MARCHA 12 PUNTAS

TCE-G-O2500

**TUERCA PARA CAPUCHÓN****TUERCA PARA CAPUCHON**

ACABADO: TROPICAIZADO

PAVONADO

TCP-P-000875 -D

TCP-P-000875 -I

✓ MULTIPLES

TUERCA ASIEN TO ESFERICO

LLAVE C-10

EL TORQUE RECOMENDADO ES

DE: 750-900 FT-LBS (SECO)

**TUERCA CAMPANA FLOTANTE MILIMETRICA****TUERCA FLOTANTE**

ACABADO: PAVONADO

CROMADO

TF-M22-H3330

ATSA: IAT-139 R


TORQUE RECOMENDADO ES DE:

450-550 FT-LBS (SECO)





CAPUCHÓN CORTO



CB-P-02250 D



ACABADO: TROPICALIZADO

- ▮ ATSA: IAT-38 R
- HERCULES: H23-001
- BI: CA-01 RT
- EUCLID: E-5549R
- BATCO: 83-3005 R
- BWP: M-128

CB-P-02250 I



ACABADO: TROPICALIZADO

- ▮ ATSA: IAT-39 R
- HERCULES: H23-002
- BI: CA-01 LT
- EUCLID: E-5549L
- BATCO: 83-3005 L
- BWP: M-129

CB-P-P-02250 D



ACABADO: PAVONADO

- ▮ CBP-P-02250 D
- HERCULES: H23-301
- BI: CA-01 RP


CB-P-P-02250 I



ACABADO: PAVONADO

- ▮ CBP-P-02250 I
- HERCULES: H23-302
- BI: CA-02 LP

CAPUCHÓN LARGO



CB-P-02700 D



ACABADO: TROPICALIZADO

- ▮ ATSA: IAT-38A R
- HERCULES: H23-003
- BI: CA-03 RT
- EUCLID: E-5735 R
- BATCO: 63-3008 R
- BWP: M-130

CB-P-02700 I



ACABADO: TROPICALIZADO

- ▮ ATSA: IAT-39 R
- HERCULES: H23-004 L
- BI: CA-03 RT
- EUCLID: E-5735 R
- BATCO: 63-3008 R
- BWP: M-130

CB-P-P-02700 D



ACABADO: PAVONADO

- ▮ HERCULES: H23-303 /
- BI: CA-03 RT

CB-P-P-02700 I



ACABADO: PAVONADO

- ▮ HERCULES: H23-304 L
- BI: CA-03 LT